



HORIZONTAL FILTER SEPARATOR

Remove Damaging Contaminants from High Gas/Low Liquid Flow Applications

Key Benefits

Maximize Production

- Startup faster with quick delivery from our large inventory of new vessels.
- Increase production and minimize downtime with the proven design and construction of an industry leader.
- Simplify operation with extended filter supports that eliminate the need for an inlet diverter.

Lower Costs

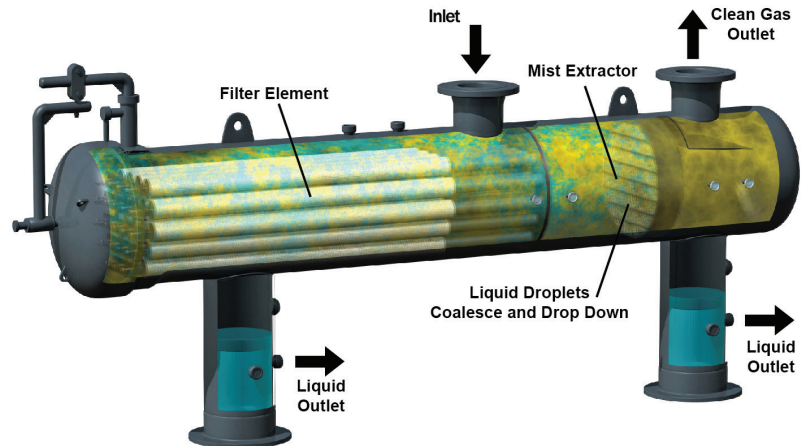
- Protect your equipment from damaging contaminants with thorough and reliable filtration.
- Extend filter element life with our unique supporting brackets that prevent elements from sagging.
- Obtain fast, professional service, support and spare parts from our local technicians in every major oil & gas producing area.

Manage Risk

- Optimize safety with the latest ASME standards code stamped on each unit and ensuring consistent design and construction.
- Safeguard investment with 12-month warranty from startup date or 18-month warranty from delivery date.

Standard Features

- Sight glass assembly
- Liquid level controllers
- Liquid dump valve(s)
- Thermometer and thermowell
- Instrument gas supply drip pot with regulators
- High/low pressure regulator
- Differential pressure indicator (DPI) with three valve manifold
- Pressure gauge
- Pressure relief valve
- Jonell-brand filter elements
- Wire mesh mist extractor
- Single liquid boot on 6-30 inch units
- Dual liquid boots on 30 inch and larger units
- Lifting lugs for safe handling



OVERVIEW

The Exterran Production Solutions™ Horizontal Filter Separator is a sturdy, combination package designed to remove contaminants from liquid-free natural gas streams.

Available in single and dual boot, filter-separators containing one micron filter element are used for the removal of dust, rust and small particles and handle gas capacities up to 321 MMscfd at 1400 psig.

Vessels containing 0.3 micron elements are used for the removal of lube oil and other contaminants and handle gas capacities up to 221 MMscfd at 1400 psig. Exterran also offers expertise to design and build customized units outside of our standard range.

Our filter separators are designed for high gas/low liquid flow operations and are typically employed upstream and downstream of compressors, glycol dehydration units and fuel gas applications.

HOW IT WORKS

As natural gas enters the unit, filter tubes and elements in the first section capture solid particles and cause any liquids present in the stream to coalesce into larger droplets. In the second section, the wire mesh or vane mist extractor captures the liquid droplets. The resulting stream is then virtually free of all particles two microns and larger.

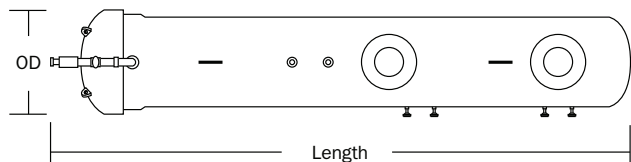
The standard unit is equipped with one or two liquid boots to collect fluids removed from the gas stream. The fluids are discharged from the vessel by means of an automatic level controller and level control valve.

HORIZONTAL FILTER SEPARATOR

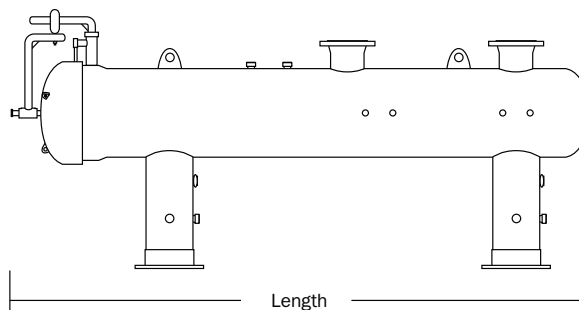
Remove Damaging Contaminants from High Gas/Low Liquid Flow Applications

DIMENSIONS

Top View



Side View



Precise measurements for freight permits should be confirmed prior to shipping.

Standard Specifications									
Part No.	Boot	Filter Element (Micron)	OD X Length S/S (in x ft)	Gas Capacity (MMscfd) at Flow Rate (psig)					
				400	600	800	1000	1200	1400
486506007	1	1	6.625 x 5.5	2.5	3	3.4	3.8	4.2	4.5
486508007	1	1	8.625 x 7.5	7.5	9.1	10	11	12	13
486510008	1	1	10.75 x 8.0	7.5	9.1	10	11	12	13
486512008	1	1	12.75 x 8.0	9.4	11	13	15	16	18
486516008	1	1	16 x 8.5	19	23	26	29	32	34
486520008	1	1	20 x 8.5	23	28	32	35	38	41
486520012	1	1	20 x 12.0	23	28	32	35	38	41
486524013/4	1	1	24 x 12.5	45	56	64	71	77	83
486530012	1	1	30 x 12.5	80	98	112	125	136	145
486530013	1	1	30 x 12.5	80	98	*Rated at 720 psig			
486536015	1	1	36 x 12.5	111	135	155	173	188	201
486542013*	2	1	42 x 12.5	172	209	241	268	292	321
486530016	2	0.3	30 x 12.5	52	65	75	85	94	103
486536016	2	0.3	36 x 12.5	72	89	104	118	130	142
486542013*	2	0.3	42 x 12.5	113	139	162	183	203	221

*Dual boot 42 inch unit is available with either 0.3 or 1 micron filter element.
 Standard specifications based on design: T=60° F, SG=0.65, C=80 fps.
 Standard MWAP is 1440 psig unless otherwise specified.

Notes

Sizing Requirements		
Gas Flow	Rate (MMscfd)	
	Pressure (psig)	
	Temp (°F)	
	Specific Gravity	
Sour Service	Yes/No	
	CO ₂ (mol%)	
	H ₂ S (ppm)	
Skid Mounted	Yes / No	
Standard Paint	Yes / No	
Application	Lube Oil	
	Solid Particles	

Contact an Exterran sales representative or email PEQ.Proposals@exterran.com to submit sizing information and obtain a quote.

Options Checklist

- API 14C rated
- Flanged connections
- Sentry closure (other brands available)
- Three-valve bypass
- Vane mist extractor
- Customized capacity ratings
- Manway
- Skid-mounted with drain pan
- Concrete blocks
- Full installation
- NACE service



Exterran.com

Corporate Office
 4444 Brittonmoore Road
 Houston, TX 77041

This tech sheet is intended for general information purposes only and is not intended as a representation or warranty of any kind, or as a statement of any terms or conditions of sale. The information herein is believed to be correct, but is not warranted for correctness or completeness or for applicability to any particular customer or situation.

© 2015 Exterran Corporation, All Rights Reserved.
 FILTER-PDS-08-04-EN-0C15-US